

Luminaire

Code 1181W10A
Name CABILDO LED PARETE 2700K

Measurem.

Code FTS1700029
Name CABILDO LED PARETE 2700K

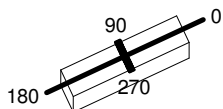
Luminaire Flux	1996.00 lm	Luminaire Power	28.00 W	Efficacy	71.29 lm/W	Efficiency	100.00%
Lamps Flux	1996.00 lm	Maximum value	494.53 cd/klm	Position	C=235.00 G=168.00	CG	Asymmetrical
Rectangular Luminaire Round Luminous Area	Length Diam.	94 mm 40 mm	Width Height	410 mm 0 mm	Height	210 mm	
Horizontal Luminous Area	0.001257 m2	Emitting area on Plane 180°		0.000000 m2			
Emitting area on Plane 0°	0.000000 m2	Emitting area on Plane 270°		0.000000 m2			
Emitting area on Plane 90°	0.000000 m2	Glare area at 76°		0.000304 m2			
Coordinate system	CG	Symmetry Type		Asymmetrical			
Date	19-01-2016	Maximum Gamma Angle		180			
Measurement Distance	0.00	Measurement Flux		1996.00 lm			

LED Flux=2734,79lm LED Power=25,29W Eff=73% EfcLed=108lm/W EfcLum=71lm/W Ra=90 SDCM=2 L70(6K)=36000h

C.I.E. 0 0 0 0 100
F UTE 1.00 T

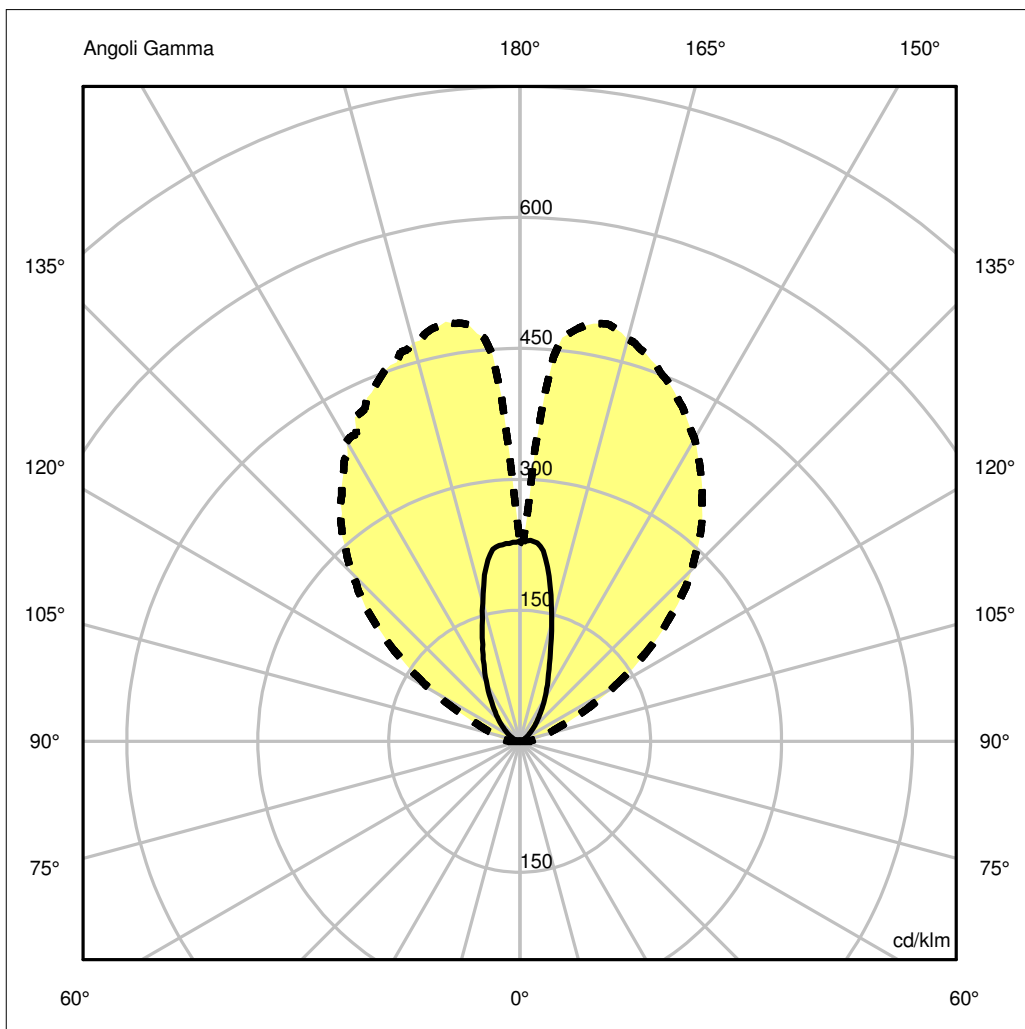
D DIN 5040 --
B NBN BZ 10

94mm x 410mm



Semipiani C
180.0 ——— 0.0
270.0 - - - - 90.0

ULOR 99.95 %
DLOR 0.05 %
RN 99.95 %



Luminaire

Code 1181W10A
Name CABILDO LED PARETE 2700K

Measurerm.

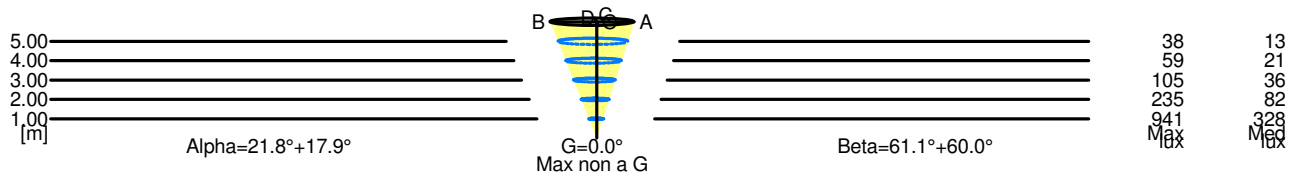
Code FTS1700029
Name CABILDO LED PARETE 2700K

Luminaire Flux	1996.00 lm	Luminaire Power	28.00 W	Efficacy	71.29 lm/W	Efficiency	100.00%
Lamps Flux	1996.00 lm	Maximum value	494.53 cd/klm	Position	C=235.00 G=168.00	CG	Asymmetrical
Rectangular Luminaire Round Luminous Area	Length Diam.	94 mm 40 mm	Width Height	410 mm 0 mm	Height	210 mm	
Horizontal Luminous Area	0.001257 m2	Emitting area on Plane 180°	0.000000 m2		0.000000 m2		
Emitting area on Plane 0°	0.000000 m2	Emitting area on Plane 270°	0.000000 m2		0.000304 m2		
Emitting area on Plane 90°	0.000000 m2	Glare area at 76°					
Coordinate system	CG	Symmetry Type	Asymmetrical				
Date	19-01-2016	Maximum Gamma Angle	180				
Measurement Distance	0.00	Measurement Flux	1996.00 lm				
LED Flux=2734,79lm LED Power=25,29W Eff=73% EfcLed=108lm/W EfcLum=71lm/W Ra=90 SDCM=2 L70(6K)=36000h							
C.I.E.	0 0 0 0 100	D DIN 5040	--				
F UTE	1.00 T	B NBN	BZ 10				

Width at 50.00 % of Max Intensity

H[m]	1.00	2.00	3.00	4.00	5.00	H[m]	1.00	2.00	3.00	4.00	5.00
OA	0.32	0.65	0.97	1.29	1.61	OC	1.81	3.62	5.43	7.23	9.04
OB	0.40	0.80	1.20	1.60	2.00	OD	1.74	3.47	5.21	6.94	8.68

	Luminous Intensities [cd/klm]									
	0	5	15	25	35	45	55	65	75	85
OA	458.12	455.58	280.75	150.49	84.96	44.15	21.52	11.40	7.19	4.80
OB	458.12	451.11	326.59	193.79	114.55	66.90	37.44	19.26	8.97	5.81
OC	458.12	881.55	951.95	859.36	724.71	557.45	351.61	160.01	66.01	28.23
OD	458.12	925.61	944.35	838.16	710.69	544.79	334.15	143.74	61.92	34.49



5.00	3.61	38	13	
4.00	2.89	59	21	
3.00	2.17	105	36	
2.00	1.44	235	82	
1.00	0.72	941	328	
H[m]	D[m]	Max lux	Med lux	Alpha=21.8°+17.9°

5.00	17.72	38	13	
4.00	14.18	59	21	
3.00	10.63	105	36	
2.00	7.09	235	82	
1.00	3.54	941	328	
H[m]	D[m]	Max lux	Med lux	Beta=60.0°+61.1°